

## Elements of the Quote Request

HEIGHTENED-SECURITY constructs armored wall caps to match any size block or concrete wall, wrought iron/aluminum fencing and gates. The standard-type block walls are: precision, split-face and slump. The following pictures illustrate only a sample of the available colors, shapes and lengths.

**IMPROVED  
 PERIMETER  
 PROTECTION**  
**No False Alarms**

In order to accurately prepare a working quote, the following information is needed.  
 NOTE: Final quotes will be based on site survey and/or final construction documents.

1. Property address
2. Total length of all continuous walls on each side of the property
3. Number of steps/columns on each length of wall
4. Photos and/or detail of steps/columns for each wall
5. Overall picture(s) of each wall
6. Wall construction material (block, concrete, brick, etcetera).
7. Width of wall (inches)
8. Photograph of the top of the wall - showing surface/finish
9. Distance of the wall to the IDS controller location
10. Photo of the controller location
11. Color of the IDS wall cap (Sherwin Williams product number color reference)
12. Type of Internet (Ethernet or WiFi) connection available
13. Will the controller be used to directly activate security lights, alarms or cameras?
14. Will the controller be connected to existing VMS or Security Panel?



Block wall without the HEIGHTENED-SECURITY Intruder Defense Shield (IDS) wall cap



Block wall with the HEIGHTENED-SECURITY Intruder Defense Shield (IDS) wall cap



The IDS Wall Caps are all custom manufactured allowing us to provide any size, color or architectural element for every project

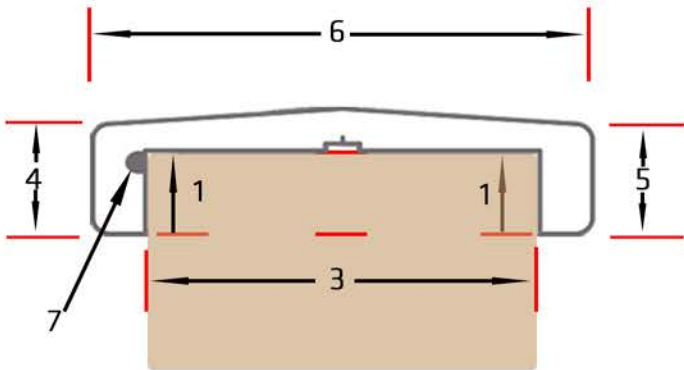


Before IDS Perimeter

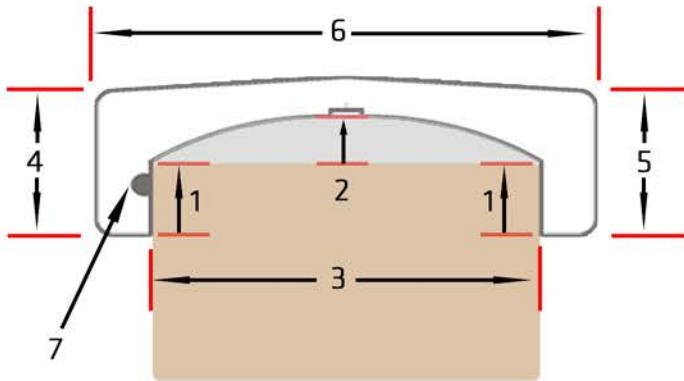
After IDS Fence Cap Installation

Elements of the  
Quote Request  
"Proper Measurement"

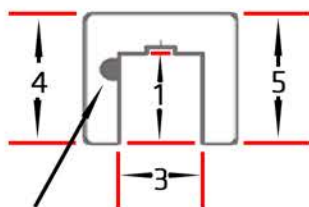
**ELIMINATE ALL FALSE ALARMS**  
**INTRUDER DEFENSE**  
**SYSTEM™**  
IMPROVED PERIMETER PROTECTION



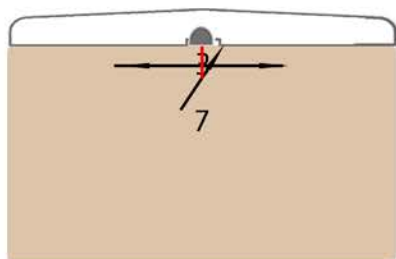
**FLAT CAP STYLE WALL**



**MUD CAP STYLE WALL**



**FENCE CAP**



**PARAPET CAP**

**REQUIRED MEASUREMENTS**  
(inches)

**ASSUMPTIONS:**

The FLAT CAP wall top is flat  
The MUD CAP wall top is rounded  
The FENCE CAP fence top is flat  
The PARAPET CAP wall top is flat

#1 - Measurement from the top of the wall to the bottom of the right/left side of the IDS cap

*NOTE: left and right side may be different lengths but this must be highlighted and brought to HS attention before manufacture*

#2 - Measurement from the wall to the top/center of the IDS cap (MUD CAP VERSION ONLY)

#3 - Width of the wall/fence (interior of wall/fence cap)

#4 - INSIDE portion of the wall cap (length of the dog-ear cap down the wall)

#5 - OUTSIDE portion of the wall cap (length of the dog-ear cap down the wall)

*NOTE: left and right side may be different lengths but this must be highlighted and brought to HS attention before manufacture*

#6 - Full width of the cap (minimum width of dog-ear cap is 3/4")

#7 - Size of fiber optic cable to be inserted (include specs from fiber manufacturer)

*This document contains proprietary information of Heightened-Security, Inc. and its receipt or possession does not convey any rights to reproduce, disclose its contents, use, or sell anything it may describe. Reproductions, disclosure or use without specific written authorization of Heightened-Security Inc. is strictly forbidden.*